



Ref No :- CE/PRL/Ash Uti/

No 1349

Date:-

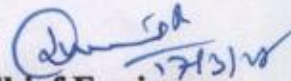
17 MAR 2025

To,  
**Executive Director,**  
Environment & Safety unit,  
MAHAGENCO, 3<sup>rd</sup> Floor,  
'HDIL' Building, Bandra (E)  
Mumbai- 51

MAHARASHTRA STATE POWER GENERATION CO. LTD

**Sub:- Status of ash utilization & Monthly coal analysis for the month of FEB-2024  
(01.02.2025 to 28.02.2025).**

Please find enclosed herewith the status of ash utilization for the month of FEB-2025 for the period of 01.02.2025 to 28.02.2025 in the prescribed revised format.

  
**Chief Engineer,**  
TPS Parli-V

Encl. :- Page No.1 to 4


PROGRESSIVE ASH UTILIZATION AT PARLI TPS (3\*250MW) (750MW) - MONTHLY BASIS FOR THE YEAR 2024-25

Month	Coal Cons. (MT)	Ash %	Total Ash Gen. (MT)	Total Bottom Ash Gen. (MT)	Total DFA Gen. (MT)	Dry Fly Ash Utilization (MT)				Wet Ash Utilization ( From Ash Bund ) (MT)										Total Ash Util. (MT)	DFA Util %	Total Ash Util. (%)
						DFA Lifted By 80% (MT)	DFA Lifted By 20% (MT)	Total DFA Utilization (MT)	Agriculture/ Fertilizer	Bricks/ Blocks	Building/ Cement Products	Road Const.	Ash Dye Raising/ Embankmt	Land Fill/ Mine Fill	Asbestos	Total Wet Ash Util.						
a	b	c	d = b*c/100	e = 30%*d	f = 70%*d	g	h	i = g+h	j	k	l	m	n	o	p	q+j+k+l+m+n+o+p	r=i+q	s=(r/g)*100	t=(r/d)*100			
Apr-24	277520.81	41.11	114088.80	34226.64	79862.16	45849.87	21601.60	67451.47	7028	36192	5231	4562	0	0	3214	56226.64	123678.11	84.46	108.41			
May-24	300526.22	42.90	128925.75	38677.72	90248.02	51688.21	21166.41	72854.62	8521	42367	6124	3456	0	0	4210	64677.72	137532.34	80.73	106.68			
Jun-24	153589.46	43.03	66089.54	19826.86	46262.68	26085.96	9711.53	35797.49	5423	22832	3521	2689	0	0	3362	37826.86	73624.35	77.38	111.40			
Jul-24	252994.43	41.79	105726.37	31717.91	74008.46	38787.02	17091.07	55878.09	6984	33519	5879	4120	0	0	3216	53717.91	109596.00	75.50	103.66			
Aug-24	176072.57	41.56	73175.76	21952.73	51223.03	35697.34	12935.49	48632.83	5876	13285	3605	2145	0	0	3542	28452.73	77085.56	94.94	105.34			
Sep-24	249941.70	41.62	104025.74	31207.72	72818.01	42041.48	14474.89	56516.37	7452	32167	4523	3456	0	0	4110	51707.72	108224.09	77.61	104.04			
Oct-24	260867.47	43.42	117176.46	35152.94	82023.52	45331.71	17405.26	62736.97	8125	36673	5240	4236	0	0	3879	58152.94	120889.91	76.49	103.17			
Nov-24	238841.50	43.47	104259.10	31277.73	72981.37	44916.33	17562.78	62479.11	7142	30146	4360	3578	0	0	4052	49277.73	111756.84	85.61	107.19			
Dec-24	310669.47	44.40	137892.84	41367.85	96524.99	56073.72	23085.03	79158.75	8523	45540	4521	3327	0	0	2456	64367	143525.75	82.01	104.08			
Jan-25	290415.78	45.33	131605.47	39493.64	92151.83	53849.05	21853.53	75702.58	6500	43752	4372	2750	0	0	3620	60994	136696.58	82.15	103.84			
Feb-25	260146.32	45.46	122353.92	36706.18	85647.74	50230.54	18285.44	68515.98	7402	16004	5042	4367	0	0	3891	36706.18	105222.16	80.00	86.00			
Mar-25			0.00	0.00	0.00			0.00	0	0	0	0	0	0	0	0	0.00	0.00	0.00			
TOTAL	2796486	43.70	1265360	361607.93	843752	490551	195173	685724	78976	352476	52418	38686	0	0	39552	562107	1247832	81.27	103.52			

*Andhale*  
 Executive Engineer  
 Ash Utilization Cell  
 TPS Parli-V


**Monthly Ash Utilization Report 2024-25 (Chemist)**

Month	Ash Gen. (MT)	Target as per MPCB	Agriculture		Bricks		Cement		Asbestos		Building Products		Ash Dyke Raising/		Total	
			MT	%	MT	%	MT	%	MT	%	MT	%	MT	%	MT	%
Apr-24	114088.80	100	7028	6.16	57793	50.66	17353	15.21	3214	2.82	38290	33.56	0	0	123678.11	108.41
May-24	128925.75	100	8521	6.61	63533	49.28	20663	16.03	4210	3.27	40606	31.50	0	0	137532.34	106.68
Jun-24	66089.54	100	5423	8.21	32544	49.24	7984	12.08	3362	5.09	24312	36.79	0	0	73624.35	111.40
Jul-24	105726.37	100	6984	6.61	50610	47.87	8034	7.60	3216	3.04	40752	38.54	0	0	109596.00	103.66
Aug-24	73175.76	100	5876	8.03	26220	35.83	12857	17.57	3542	4.84	28590	39.07	0	0	77085.56	105.34
Sep-24	104025.74	100	7452	7.16	46642	44.84	16747	16.10	4110	3.95	33274	31.99	0	0	108224.09	104.04
Oct-24	117176.46	100	8125	6.93	54078	46.15	14330	12.23	6152	5.25	38205	32.60	0	0	120889.91	103.17
Nov-24	104259.10	100	7142	6.85	47709	45.76	15289	14.66	4052	3.89	37566	36.03	0	0	111756.84	107.19
Dec-24	137892.84	100	8523	6.18	68625	49.77	20566	14.91	2456	1.78	43356	31.44	0	0	143525.75	104.08
Jan-25	131645.47	100	6500	4.94	65606	49.84	21169	16.08	3620	2.75	39802	30.23	0	0	136696.53	103.84
Feb-25	122353.92	100	7402	6.05	34289	28.02	19356	15.82	3891	3.18	40284	32.92	0	0	105222.16	86.00
Mar-25				0.00		0.00		0.00		0.00		0.00	0	0	0.00	0.00
<b>Total</b>	<b>1205360</b>	<b>100</b>	<b>78976</b>	<b>6.55</b>	<b>547649</b>	<b>45.43</b>	<b>174346</b>	<b>14.46</b>	<b>41824</b>	<b>3.47</b>	<b>405036</b>	<b>33.60</b>	<b>0</b>	<b>0.0</b>	<b>1247832</b>	<b>103.52</b>

  
 Executive Engineer  
 Ash Utilization Cell  
 TPS Part-V

## Ash Revenue for the month of Feb -2025 Unit-6,7&8 TPS Parli-V

Sr. No	Name Of The Dry Fly Ash Lifter Agencies	Customer No.	Order No.	Allotted Qty.(MT)/Day	Total Weight (MT)	Total Amount
1	M/s Ultratech Cement -Unit-6	30300	23564	250/Day	2595.51	1189616
2	M/S MARATHWADA RAKH UUASSM -Unit-7	30409	27691	150/Day	4070.77	623814
3	M/S Ultratech Cement Parli Unit (Unit-6,7)	32471	27727	150/Day	3297.11	1154046
4	M/S Ultratech Cement Parli Unit (Unit-8)	30300	27076	440/Day	10941.98	6468351
5	M/S. KESORAM INDUSTRIES LTD (Unit-8 )	32597	26818	220/Day	4978.99	2972763
6	M/S JAYOSTUTE INDUSTRIES-Unit-8	31983	26820	60/Day	919.18	548807
7	M/S JAYOSTUTE INDUSTRIES-Unit-6,7	31983	24735	600/Day	15001.42	5303267
8	M/S S B ENTERPRISES U# 6&7	30447	24398	100/Day	2630.64	1117870
9	M/S GAJANAN FLY ASH	31788	24875	50/Day	1407.89	598272
10	M/S VAIDYANATH ASSOCIATES	31789	24876	150/Day	3231.80	1373329
11	M/S ADVENTURES PROCESSING COMPANY U 6 & 7	30002	24336	50/Day	1155.25	490915
<b>TOTAL (Bidder 80 %)</b>					<b>50230.54</b>	<b>21841050</b>
1	M/S. BALAJI INDUSTRIES	31125	26641	1050/Month	942.92	280991
2	M/S. R.N.BRICKS	32192	26653	450/Month	267.71	79778
3	M/S. R.N. FLY ASH BRICKS	30114	26643	450/Month	290.48	86563
4	M/S. BHARAT CEMENT PRODUCT	31740	26651	300/Month	23.79	7089
5	M/S.DHERENDRA KAPOOR ASH TECH	31117	20055	360/Month	360.00	107280
					36.84	21996
6	M/S. SHANTINATH BRICKS ( GANGAKHED)	30358	20478	450/Month	43.59	12990
7	M/S.AJAY CEMENT PRODUCT	31815	26640	540/Month	311.95	92961
8	M/S.SHIVAM PAVER BLOCK UDYOG	32210	26644	360/Month	292.31	87109
9	M/S. MEDHAVI PRESTRESSED PIPES PVT.LTD.	31115	26652	720/Month	654.92	195166
10	M/S.ŞHAHAJI GULCHAND PAWAR	31741	26657	360/Month	360.00	107280
					104.83	62590
11	M/S.GLOBAL INDUSTRIES	31742	26658	300/Month	300.00	89400
					38.55	23017
12	M/S. HOLY ENTERPRISES	32162	26642	540/Month	540.00	160920
					161.73	96563
13	M/S MAHALAXMI AERATED CONCRETE PRODUCTS	31386	26646	540/Month	540.00	160920
					16.43	9810
14	M/S. SHREEVARI INDUSTRIES	32087	26664	570/Month	201.01	59901
15	M/S. GAYKE MULTI SERVICES	32193	26647	540/Month	540.00	160920
					555.10	331429
16	M/S.SAINATH VEET UDYOG SAMUH	30833	26666	900/Month	889.46	265060
17	M/S BABA ENTERPRISES AND TRANSPORT (SSI)	30687	26667	1500/Month	1500.00	447001
					130.71	78042
18	M/S DHANRATAN ENTERPRISES	32355	26670	500/Month	461.29	137465
19	M/S. JAY ENTERPRISES	30820	26668	500/Month	500.00	149000
					15.61	9320
20	M/S.LAXMI CEMENT PRODUCT	32112		360/Month	264.28	78756
21	M/S.ANIKET CEMENT UDYOG	32128	26661	450/Month	444.79	132548
22	M/S SAMARUDHHI VEET	32353	26669	900/Month	725.92	216325
23	M/S.LAXMI ULTRALITE CEMENT PRODUCT	31816	20064	540/Month	540.00	160920
					94.54	56446
24	M/S. RICHU KICHU INDUSTRIES	32380	24634	500/Month	482.90	143904
25	M/S. ASHCON ENERGY SOLUTIONS	32088	4099	720/Month	570.08	169884
26	M/S. SAI CONTRUCTION	32379	24635	500/Month	500.81	149242
27	M/S. SAMADHAN BRICKS FACTORY	32263	26671	900/Month	900.00	268200
					2.51	1499
28	M/S. SHREE GANESH BRICKS	32368	24636	1200/Month	1120.12	333796
29	M/S. SOMESHWAR FLY ASH VEET UDYOG	31390	24637	900/Month	900.00	268200
					119.88	71576
30	M/S. YSR INFRA SSI UNIT	32369	24638	1200/Month	1077.65	321140
31	M/S. SANVI ENTERPRISES	30513	24639	500/Month	462.73	137894
<b>TOTAL (Bidder 80 %) + ( SSI 20 %)</b>					<b>18285.44</b>	<b>5830890</b>
					<b>68515.98</b>	<b>27671941</b>

  
 Executive Engineer  
 Ash Utilization Cell  
 TPS Parli-V

## LEGACY ASH UTILIZATION FOR THE MONTH OF FEB-2025

Legacy ash Utilization (From Ash Bund) (MT)											
MONTH	Legacy ash available upto 31.03.2024 (MT)	Agriculture/ Fertilizer	Bricks/ Blocks	Building/ Cement Products	Road Construction	Ash Dyke Raising/ Embankment	Land Fill / Mine Fill	Asbestos	Legacy ash Utilization (MT)	Legacy ash Utilization (%) (MT)	Balance Legacy ash (MT)
		a	b	c	d	e	f	g	h = a+b+c+d+e+f+g		
Apr-24	449603	0	22000	0	0	0	0	0	22000	4.89	427603
May-24	466281	0	26000	0	0	0	0	0	26000	5.58	440281
Jun-24	460108	0	18000	0	0	0	0	0	18000	3.91	442108
Jul-24	473826	0	22000	0	0	0	0	0	22000	4.64	451826
Aug-24	473778	0	6500	0	0	0	0	0	6500	1.37	467278
Sep-24	498486	0	20500	0	0	0	0	0	20500	4.11	477986
Oct-24	513139	0	23000	0	0	0	0	0	23000	4.48	490139
Nov-24	521417	0	18000	0	0	0	0	0	18000	3.45	503417
Dec-24	544785	0	22540	0	0	0	0	0	22540	4.14	522245
Jan-25	561738	0	21500	0	0	0	0	0	21500	3.83	540238
Feb-25	576945	0	0	0	0	0	0	0	0	0.00	576945
Mar-25		0	0	0	0	0	0	0	0	0.00	0



Executive Engineer  
Ash Utilization Cell  
TPS Parli-V